


# Easy Strip™

## Fast acting polish stripper



Powerful, high active formulation.

Removes the most stubborn floor polish.

Removes polish with a mop or in conjunction with a floor machine.



Can eliminate the need to neutralise to save time and money.




- Quick, powerful and effective action.
- Suitable for use in a spray stripping system.
- For use on a variety of surfaces including vinyl, rubber, linoleum and sealed floors.
- Very useful for removing polish with a mop in small or confined areas.
- Approved for POLYFLOR flooring.

### POLISH REMOVAL WITH MOP:

Dilute 1:6 parts warm water (800 ml per 5 L).

### POLISH REMOVAL WITH FLOOR MACHINE:

Dilute 1:50 parts warm water (100 ml per 5 L / 3 x  per 5 L).

### APPLICATION USING MOP OR FLOOR MACHINE:

Mop solution generously onto section of floor, leave for 5 minutes.

Do not allow solution to dry out.


Agitate with mop or scrub with floor machine and stripping pad.

Remove slurry with wet-pick up vacuum or mop.

Providing all slurry has been removed, it is not necessary to rinse the floor, however, we recommend to damp mop the floor with clean warm water to remove wheel marks left by the wet pick-up vacuum.

Always check floor is neutral before applying polish.

### SPRAY STRIPPING:

Dilute 1:20 parts cold water (25 ml per 500 ml / 1 x  per 500 ml) in a spray bottle.

Spray floor lightly and scrub using a stripping pad and high-speed floor machine.

5 L

Order Code: A141EEV2

Pack: 2 x 5 litre

### PRODUCT INFORMATION:

Appearance:	Clear colourless liquid
Odour:	Characteristic
pH - undiluted:	12.0
Shelf life:	3 years

### QUALITY AND ENVIRONMENTAL ASSURANCE:

This product is manufactured in the U.K. by EVANS VANODINE INTERNATIONAL PLC under an ISO 9001 Quality Management System Cert. No. FM 09535 and an ISO 14001 Environmental Management System Cert. No. EMS 506072 registered by the British Standards Institution.

REVISION DATE: 07/02/24



Scan here to view safety data information

